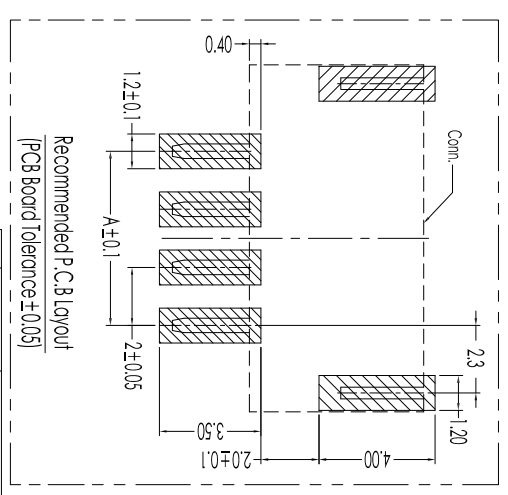
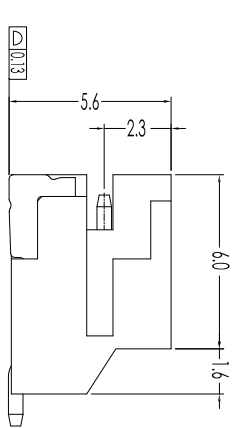
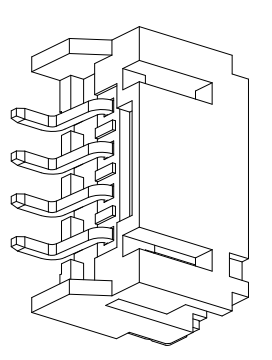
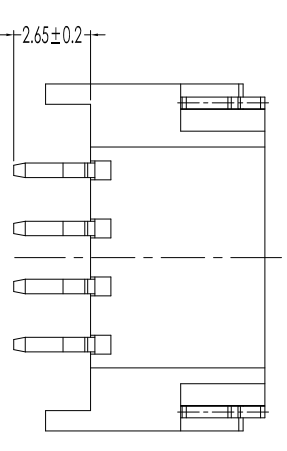
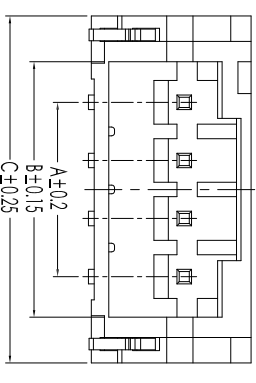
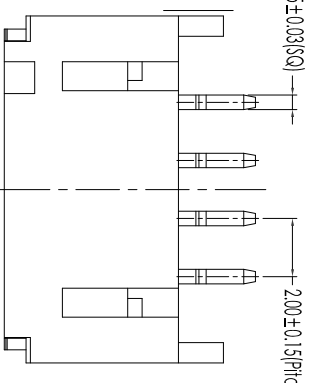


C/S	DMA	DMB	DMC
02	2.00	4.80	7.95
03	4.00	4.80	9.95
04	6.00	8.80	11.95
05	8.00	10.80	13.95
06	10.00	12.80	15.95
07	12.00	14.80	17.95
08	14.00	16.80	19.95
09	16.00	18.80	21.95
10	18.00	20.80	23.95
11	20.00	22.80	25.95
12	22.00	24.80	27.95
13	24.00	26.80	29.95
14	26.00	28.80	31.95
15	28.00	30.80	33.95
16	30.00	32.80	35.95
17	32.00	34.80	37.95
18	34.00	36.80	39.95
19	36.00	38.80	41.95
20	38.00	40.80	43.95



Item	Parts Material	Specification	Qty	Note
③	Solder Tabs	Boss/ Ni20U"-40U", Sn50U"-80U"	×	A20001-TTAB-303
②	Pin Material	Boss/ Ni20U"-40U", Sn50U"-80U" or Au 1U"	×	A20001-TPIN-302
①	Insulator	LCP U94K0/ Color: Natural/Beige	×	A20001-CHSG-301

SRCO
东莞市盛瑞科技有限公司
Dongguan Shengrui Technology Co., Ltd.

TEL: 86-769-8216714/6/87988775 MAIL: srco@dsrco.com
INCORPORATED AND SHOULD NOT BE USED WITHOUT WRITTEN PERMISSION.

Model	Customer P/N	Part No.	Standard	Scale	Projection	Page
-	-	A-20001	C&S-IPBT-WH-X	1/1	Third angle projection	1/1

Model	Customer P/N	Part No.	Standard	Scale	Projection	Page
-	-	A-20001	C&S-IPBT-WH-X	1/1	Third angle projection	1/1

Notes:
 1. Current Rating: 20A AC/DC
 2. Voltage Rating: 200V AC/DC
 3. Temperature Range: -25° C to 85° C
 4. Contact Resistance: 20mΩ Max.
 5. Insulation Resistance: 1000MΩ min.
 6. Withstanding Voltage: 1000V AC/minute

- A - 200 01 C xx S - LP B T - W H - X
- ① ② ③ ④ ⑤ ⑥ ⑦ ⑧ ⑨ ⑩ ⑪ ⑫
- ① A=Board to Wire Connector
- ② 200=Pitch 2.00mm
- ③ 01=PH2.0 Style Series
- ④ C=Connector/H=Housing/T=Terminal
- ⑤ X=No. of Contacts
- ⑥ S=Single Row/D=Dual Row/A=Assembly
- ⑦ PT=PB/T 66= Nylon 66/46= Nylon 46/
6T= Nylon 6T/9T= Nylon 9T/LP=LCP/PS=PSS
- ⑧ C=Copper Alloy/B=Brass/P=Phosphor Bronze/H=High conductivity copper
- ⑨ Plating/0=None/1=Tin Bright/G=Gold Flash Plating/I=Imm. Matte
I/2=3U" Gold/3=5U" Gold/4=10U" Gold/5=15U" Gold/6=20U" Gold/
7=30U" Gold/8=Nickel Plating/9=Silver Plating/H=Half of Gold Tin
- ⑩ V=Vertical Dip Type/R=Right Angle Dip Type/L=Vertical SMT
Type/W=Right Angle SMT Type/S=Special P.C.B. Module
- ⑪ 0=Standard/1=1 Type/2=2 Type/3=3 Type/H=H Type
- ⑫ Packaging: 1=PE bag/2=tube/3=tape Reel/7=PVC Tray/
8=Tube+CAP

Rev.	Revisions	Date
A.01	A200H-AWB-WT	Tony 2009/07/15
B.01	变更料号	Tony 2020/07/21

Tolerances -
 Unless otherwise specified
 XX.XX : ±0.25
 XXX : ±0.15
 XXXX : ±0.05
 X.X : ±2°

THIS DRAWING CONTAINS INFORMATION THAT IS PROPRIETARY TO SHENGRUI TECHNOLOGY CO., LTD. AND SHOULD NOT BE USED WITHOUT WRITTEN PERMISSION.

Model: A20001-CHSG-301
 Customer P/N: -
 Part No: A-20001
 Standard: C&S-IPBT-WH-X
 Scale: 1/1
 Projection: Third angle projection
 Page: 1/1

Checked: Approved: Tian
 Date: 07/21/20

Checked: Approved: Tian
 Date: 07/21/20

Checked: Approved: Tian
 Date: 07/21/20

Checked: Approved: Tian
 Date: 07/21/20