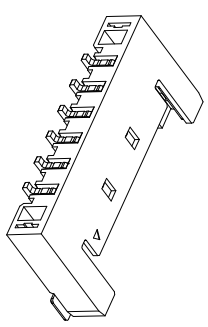
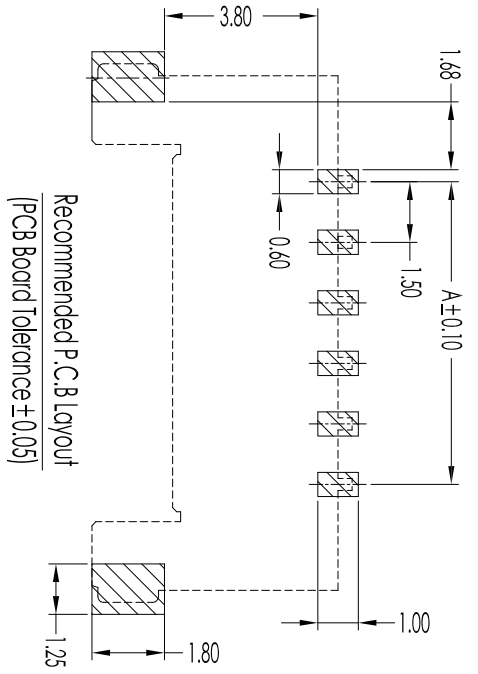
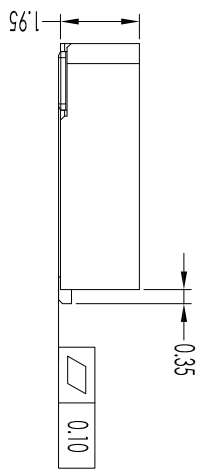
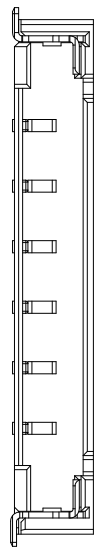
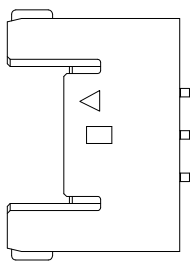
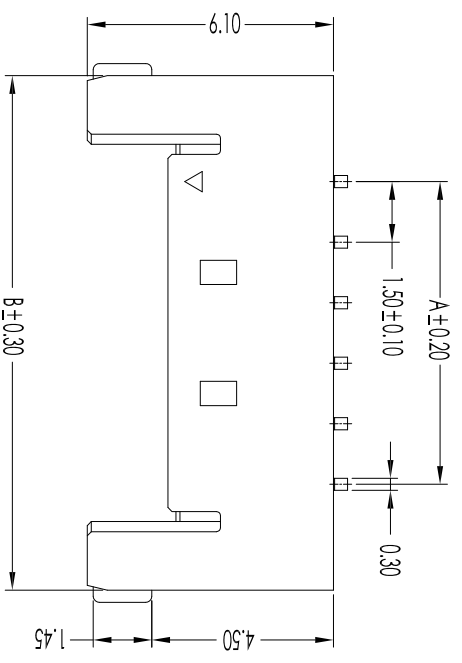


CTS	DM4	DM8
02	1.50	6.75
03	3.00	8.25
04	4.50	9.75
05	6.00	11.25
06	7.50	12.75
07	9.00	14.75
08	10.50	15.75
09	12.00	17.25
10	13.50	18.75
11	15.00	20.25
12	16.50	21.75



Item	Parts Material	Specification	Qty	Note	P/N
③	Slider Tab	Phosphor Bronze/Tin over Nickel	×		A15006-STAB-703
②	Contact	Phosphor Bronze/Gold over Nickel	×		A15006-T19N-702
①	Insulator	LCP&Nylon9T/U94V-0/Color: Natural/Beige	×		A15006-GH5G-701

SRCO 东莞市盛瑞科技有限公司
Dongguan Shengrui Technology Co., Ltd.

Rev.	修正 Revisions
A.01	新建料号 Tonv 2021/10/17

Unless otherwise specified
公差
XX : ±0.25
XXX : ±0.15
XXX : ±0.05
X° : ±2°

機型 Model
客號 Customer P/N
盛瑞料號 Part No.
Environmental standard
ROHS
Third angle projection

核准 Approved Ina 10/17/21
審核 Checked 鄭良 10/15/21
安規 Safety
製圖 Drawn Tong 10/15/21
頁碼 Page 1/1

TEL: 86-769-82767146/87988775
MAIL: srco@dsrco.com

比例 Scale
Third angle projection

圖名 Description:
Pitch 1.50mm MX Crimp Style
Right Angle SMT Connector

THIS DRAWING CONTAINS INFORMATION THAT IS PROPRIETARY TO SHENGRUI
INCORPORATED AND SHOULD NOT BE USED WITHOUT WRITTEN PERMISSION.

- NOTES:
- Current Rating: 3.0A AC/DC
 - Voltage Rating: 150V AC/DC
 - Temperature Range: -25° C to 85° C
 - Contact Resistance: 20mΩ max.
 - Insulation Resistance: 1000mΩ min.
 - Withstanding Voltage: 500V AC/minute
- A - 150 06 C xx S - xx P x - W 0 - x
① ② ③ ④ ⑤ ⑥ ⑦ ⑧ ⑨ ⑩ ⑪ ⑫
- A=Board to Wire Connector
 - 150=Pitch 1.50mm
 - 06=06/xx Ultra-thin) Type Series
 - C=Connector/H=Housing/T=Terminal
 - XX=No. of Contacts
 - S=Single Row/D=Dual Row/A=Assembly
 - PT=PBT/66= Nylon 66/46= Nylon 46/
6T= Nylon 6T/9T= Nylon 9T/L=P=LC/PS=PPS
 - C=Copper Alloy/B=Brass/P=Phosphor Bronze/H=High conductivity copper
 - Plating=0=None/T=Tin Bright/G=Gold Flash Plating/I=Tin Matte
/2=3u" Gold/3=5u" Gold/4=10u" Gold/5=15u" Gold/6=20u" Gold/
7=30u" Gold/8=Nickel Plating/9=Silver Plating/H=Half of Gold Tin
 - V=Vertical Dip Type/R=Right Angle Dip Type/L=Vertical SMT Type/W=Right Angle SMT Type/S=Special P.C.B. Mode
 - 2=With Latch Type
 - Packaging: 1=PE bag/2=Tube/3=Tape Reel/=PVC Tray/
8=Tube+CAP