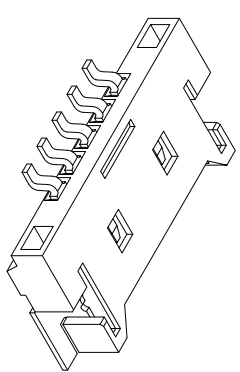
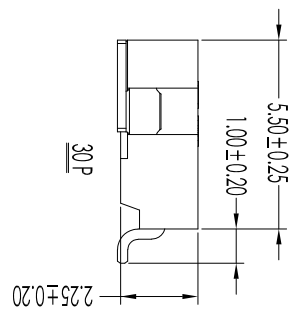
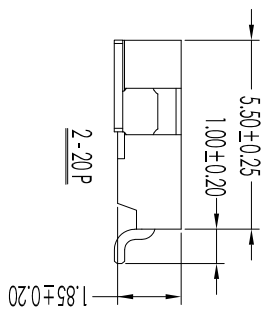
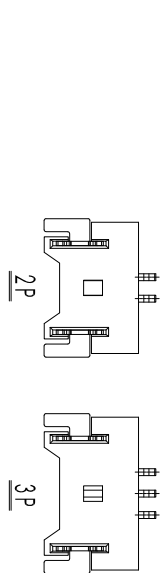
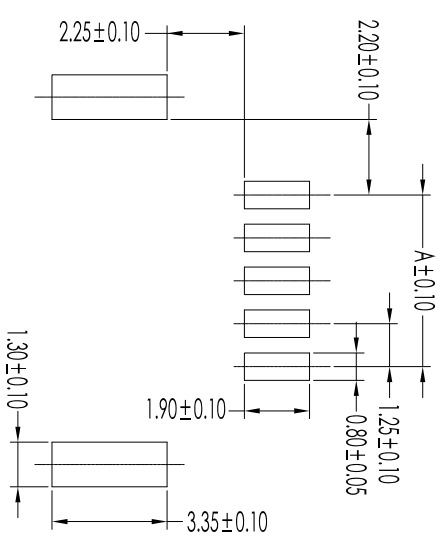
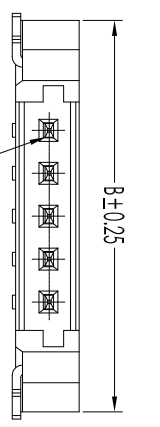
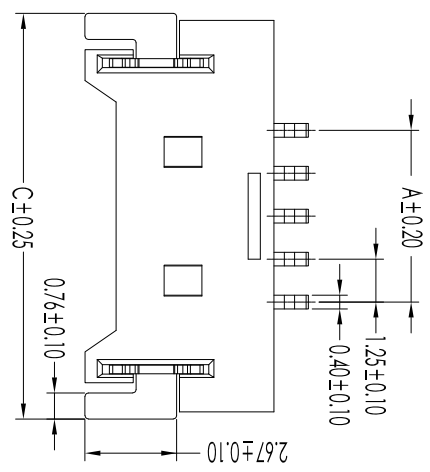


CDS	DM A	DM B	DM C
02	1.25	7.65	8.07
03	2.50	8.80	9.32
04	3.75	10.15	10.57
05	5.00	11.40	11.82
06	6.25	12.65	13.07
07	7.50	13.90	14.32
08	8.75	15.15	15.57
09	10.00	16.40	16.82
10	11.25	17.65	18.07
11	12.50	18.90	19.32
12	13.75	20.15	20.57
14	16.25	22.65	23.07
15	17.50	23.90	24.32
16	18.75	25.15	25.57
20	23.75	30.15	30.57
30	36.25	42.65	43.07



- NOTES:
1. Current Rating: 1.0A AC/DC
 2. Voltage Rating: 125V AC/DC
 3. Temperature Range: -25° C to 85° C
 4. Contact Resistance: 20mΩ Max.
 5. Insulation Resistance: 500MΩ min.
 6. Withstanding Voltage: 500V AC/minute

- A - 12504 C xx S - 6T B x - W Y - X
 ① ② ③ ④ ⑤ ⑥ ⑦ ⑧ ⑨ ⑩ ⑪ ⑫
- ① A=Board to Wire Connector
 - ② 125=Pitch 1.25mm
 - ③ 04=04 Ultra Low Profile type Style Series
 - ④ C=Connector/H=Housing/T=Terminal
 - ⑤ XX=No. of Contacts
 - ⑥ S=Single Row/D=Dual Row/A=Assembly
 - ⑦ PT=PBT/66= Nylon 66/46= Nylon 46/
6T= Nylon 6T/9T= Nylon 9T/LP=LCP/PS=PPS
 - ⑧ C=Copper Alloy/B=Brass/P=Phosphor Bronze/H=High conductivity copper
 - ⑨ Plating:0=None/1=In Bright/G=Gold Flash Plating/I=1mm Matte I/2=3u" Gold/3=5u" Gold/4=10" Gold/5=15u" Gold/6=20u" Gold/7=30u" Gold/8=Nickel Plating/9=Silver Plating/H=Half of Gold Tin
 - ⑩ V=Vertical Dip Type/R=Right Angle Dip Type/L=Vertical SMT Type/W=Right Angle SMT Type/S=Special P.C.B. Module
 - ⑪ 0=Standard/1=1 Type/2=2 Type/Y=V Type
 - ⑫ Packaging: 1=PE bag/2=tube/3=tape Reel/7=PC Tray/8=tube+CAP

Recommended P.C.B layout
 (PCB Board Tolerance±0.05)

Item	Parts Material	Specification	Qty	Note
①	Solder Tabs	Boss/Tin-plating	×	A12504-TB-303
①	PIN Material	Boss/Gold-plated	×	A12504-TE-302
①	Insulator	Nylon6/6,94V-0/ Color: Natural(Beige)	×	A12504-HS-301

Rev.	修正 Revisions	Tony 2015/03/27
A.01	A1254WR-SY-XP	Tony 2020/07/21
B.01	变更料号	

SRCO 东莞市盛瑞科技有限公司
 Dongguan Shengrui Technology Co., Ltd.
 TEL: 86-769-8216714/87988875 MAIL: srco@dsrco.com

机型 Model	-
客规 Customer P/N	-
盛瑞料号 Part No.	A-12504-CxS-6TBx-WY-x
Environmental standard	RoHS
单位 Unit:mm	比例 Scale
Third angle projection	

核准 Approved:lan	日期 07/21/20	图名 Description:
审核 Checked	郑昊 07/21/20	Pitch 1.25mm Ultra Low Profile
安规 Safety		Crimp Style Connector
製圖 Draw	Tong 07/21/20	
頁碼 Page	1/1	

Rev.	修正 Revisions	Tony 2015/03/27
A.01	A1254WR-SY-XP	Tony 2020/07/21
B.01	变更料号	

公差 Tolerances	Unless otherwise specified
公差 公差	公差 公差
XX : ±0.25	0.20 ~ ±0.5
XXX : ±0.15	0.05 ~ ±0.10
XXX : ±0.05	0.05 ~ ±0.10
X : ±0.2°	±0.1° ~ ±0.2°

THIS DRAWING CONTAINS INFORMATION THAT IS PROPRIETARY TO SHENGRUI INCORPORATED AND SHOULD NOT BE USED WITHOUT WRITTEN PERMISSION.

核准 Approved:lan	日期 07/21/20	图名 Description:
审核 Checked	郑昊 07/21/20	Pitch 1.25mm Ultra Low Profile
安规 Safety		Crimp Style Connector
製圖 Draw	Tong 07/21/20	
頁碼 Page	1/1	