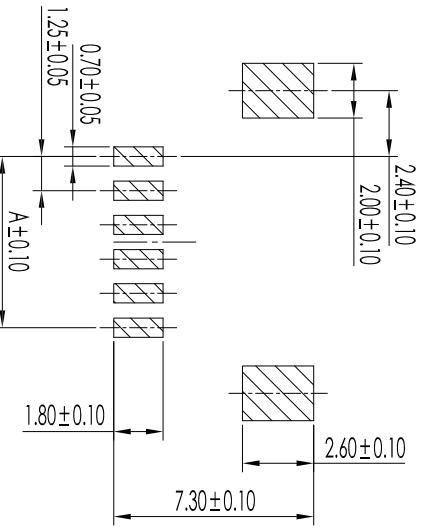
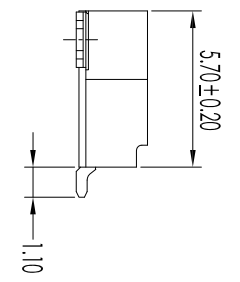
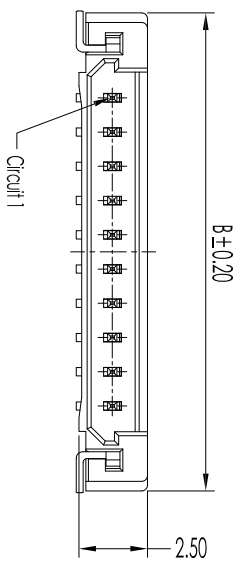
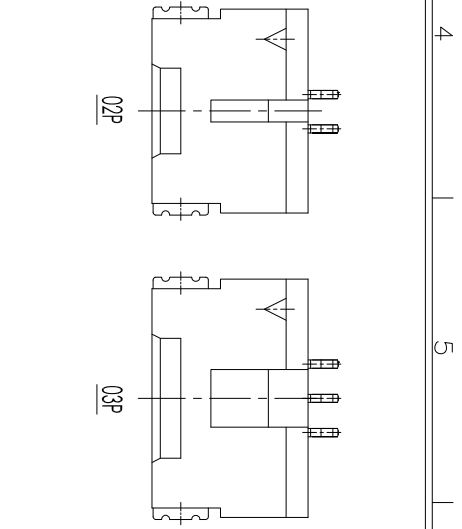
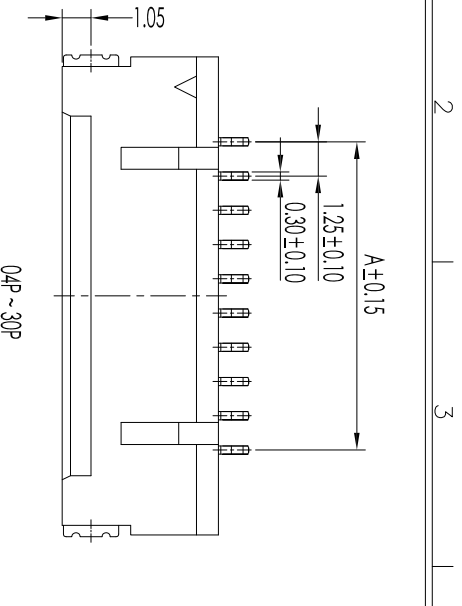


CCTS	DM/A	DM/B
02	1.25	7.45
03	2.50	8.70
04	3.75	9.95
05	5.00	11.20
06	6.25	12.45
07	7.50	13.70
08	8.75	14.95
09	10.00	16.20
10	11.25	17.45
11	12.50	18.70
12	13.75	19.95
13	15.00	21.20
14	16.25	22.45
15	17.50	23.70
20	23.75	29.95
21	25.00	31.20
25	30.00	36.20
30	36.25	42.45



Recommended P.C.B Layout  
[PCB Board Tolerance±0.05]

Item	Parts Material	Specification	Qty	Note
①	Insulator	LCP 94V-0/Color: Natural/Beige	×	A12503-HS-301
②	Pin Material	Boss/Fin-plating	×	A12503-TE-302
③	Solder Tabs	Boss/Fin-plating	×	A12503-TB-303

- NOTES:
- Current Rating: 1.0A AC/DC
  - Voltage Rating: 150V AC/DC
  - Temperature Range: -25° C to 85° C
  - Contact Resistance: 30mΩ Max.
  - Insulation Resistance: 500MΩ min.
  - Withstanding Voltage: 500V AC/minute
- A - 12503 C xx S - LP B T - W 1 - X
- ① A=Board to Wire Connector
  - ② 125=Pitch 1.25mm
  - ③ 03=03(DF14) Style Series
  - ④ C=Connector/H=Housing/T=Terminal
  - ⑤ XX=No. of Contacts
  - ⑥ S=Single Row/D=Dual Row/A=Assembly
  - ⑦ PT=PBT/66= Nylon 66/46= Nylon 46/  
6T= Nylon 6T/9T= Nylon 9T/LP=LCP/PS=PSS
  - ⑧ C=Copper Alloy/B=Brass/P=Phosphor Bronze/H=High conductivity copper
  - ⑨ Plating/0=None/T=In Bright/G=Gold Flash Plating/I=In Matte  
I/2=3u" Gold/3=5u" Gold/4=10" Gold/5=15u" Gold/6=20u" Gold/  
7=30u" Gold/8=Nickel Plating/9=Silver Plating/H=Half of Gold Tin
  - ⑩ V=Vertical Dip Type/R=Right Angle Dip Type/L=Vertical SMT  
Type/W=Right Angle SMT Type/S=Special P.C.B Module
  - ⑪ 0=Standard/1=Without Latch/2=With Latch/3=3 Type  
(常规反弯)
  - ⑫ Packaging: 1=PE bag/2=tube/3=tape Reel/4=PC Tray/  
8=Tube+CAP

Rev.	修正 Revisions	修正 Revisions
A.01	A1253WR-SY-XP	Tony 2009/07/15
B.01	变更料号	Tony 2020/07/21

Unless otherwise specified	
公差	- Tolerances-
连续公差	连续公差
XX.X : ±0.25	D: ±0.10
XXX.X : ±0.15	R: ±0.10
X.XXX : ±0.05	800~490 : ±0.20
X. : ±0.2°	L: ±0.90

**SRCO** 东莞市盛瑞科技有限公司  
Dongguan Shengrui Technology Co., Ltd.  
TEL: 86-769-8216714/87988875 MAIL: srco@dsrco.com

THIS DRAWING CONTAINS INFORMATION THAT IS PROPRIETARY TO SHENGRUI INCORPORATED AND SHOULD NOT BE USED WITHOUT WRITTEN PERMISSION.

机型 Model	-	核准 Approved/ian	07/21/20
客规 Customer P/N	-	审核 Checked	郑昊 07/21/20
盛瑞料号 Part No.	A-12503CWS-LPB-G-W1-X	安规 Safety	
Environmental standard	RoHS	製圖 Draw	Tong 07/21/20
單位 Unit/mm	比例 Scale	頁碼 Page	1/1
	Third angle projection		

圖名 Description:	圖名 Description:
pitch 1.25mm(DF14) Crimp Style Connector	pitch 1.25mm(DF14) Crimp Style Connector